



TECHNICAL EDUCATION AND SKILLS DEVELOPMENT AUTHORITY

QUARTERLY PHYSICAL REPORTS OF OPERATION
As of 31 December 2016

DEPARTMENT/AGENCY: TECHNICAL EDUCATION AND SKILLS DEVELOPMENT AUTHORITY
Fund 101

Program/Activity /Project	Performance Measure	Physical Target	Accomplishment	Variance	Remarks
MFO 1 – TESD Policy Services					
	Number of policies developed and issued or updated and disseminated	1,919	2,312	393 above the physical target	
	Percentage of stakeholders who rate policies as good or better	92%	93%	1% above the physical target	
	Percentage of policies that are updated, issued and disseminated in the last three (3) years	80%	82.67%	2.67% above the physical target	
MFO 2 – TESD Services					
	<u>Operations of TESDA Schools and Training Centers</u>				
	Number of trainees	257,621	258,826	1,205 above the physical target	
	Average number of training hours per trainee	356 hours	421 hours	65 hours above the physical target	
	Number of graduates who are employed six (6) months after completion of training	79,000	82,597	3,597 above the physical target	
	Percentage of training applications acted upon within two (2) weeks	90%	99.63%	9.63% above the physical target	
	Percentage of graduates in programs with training regulations certified within 5 days after graduation	84%	61.53%	22.47%	
	Percentage of training programs that are delivered within one month of the original plan	80%	79%	1%	
	<u>Training for Work Scholarship Program (TWSP) *</u>				
	Number of TWSP subsidized enrollees	231,579	209,882	21,697	
	Number of TWSP subsidized graduates	208,421	181,124	27,297	




TECHNICAL EDUCATION AND SKILLS DEVELOPMENT AUTHORITY

Program/Activity /Project	Performance Measure	Physical Target	Accomplishment	Variance	Remarks
MFO 3 – TESD Regulation Services					
	<u>TVET Program Registration and Accreditation Services</u>				
	Number of new programs registered	6,500	6,510	10 above the physical target	
	Percentage of compliance audit breaches at not more than 1% of total TVET programs audited	1%	1.4%	0.4%	
	Percentage of applications for program registration acted upon within one (1) week of submission	80%	97.79%	17.79% above the physical target	
	<u>Competency Assessment and Certification of Skilled Workers</u>				
	Number of skilled workers assessed for certification	1,371,687	1,512,233	140,546 above the physical target	
	Percentage of skilled workers issued with certification within seven (7) days of their application	80%	93.92%	13.92% above the physical target	
Other Programs					
	<u>Private Education Student Financial Assistance (PESFA)*</u>				
	Number of trainees	13,333**	12,541	792	
	<u>Special Training for Employment Program (STEP)*</u>				
	Number of trainees	41,525	21,270	20,255	

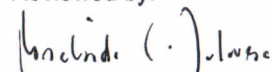
* Validity of 2016 budget is until end of December 2017.

** Adjusted target @ P15,000 per capita cost


Prepared by:


Lhenie T. Aquilo
TESD Specialist II, Planning Office

Reviewed by:


Rosalinda B. Talavera
Assistant Executive Director, Planning

Approved by:


Marissa G. Legaspi
Executive Director, Planning Office